IMD-D

INSTRUCTIONS DE MISE EN SERVICE ET D'UTILISATION
GENERAL INSTRUCTION FOR USE AND COMMISSIONING
INFORMACIONES PARA LA PUESTA EN SERVICIO Y EL USO

Exemple de face avant
Front view exemple
Ejemplo de cara frontal



VARIANTES ET OPTIONS / *OPTIONS / OPCIONES*

Désignation Type/tipo	afficheur *display/pantalla*	Tensions Voltages/tensiones		référence *reference/referencia*
		V1	V2	
IMD-D Version 1	Oui/yes/si	24 Vac	48Vac	797023
IMD-D Version 2	Oui/yes/si	110-127 Vac		797024
IMD-D Version 3	Oui/yes/si	220-240 Vac	380-415 Vac	797025

MISE EN SERVICE / *COMMISSIONING / PUESTA EN SERVICIO*

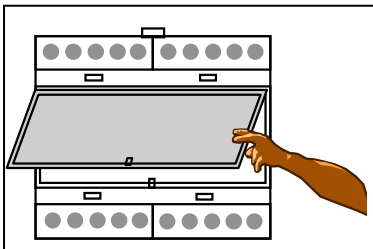

mise en service
commissioning
puesta en servicio



mise sous tension
energizing power
puesta en marcha

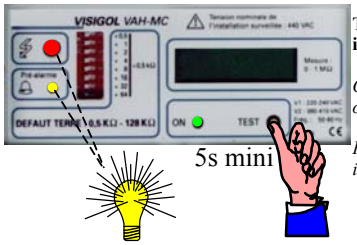

Test de fonctionnement incluant relais de sortie

Operating test including ouput relays

Prueba de funcionamiento incluyendo reles de salida

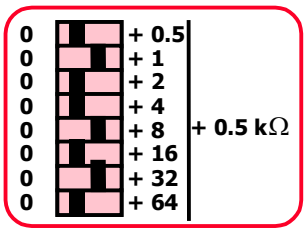

réglage du seuil alarme:Ris

alarm setting level : Ris

ajuste umbral alarma:Ris

exemple/*ejemplo:*
Ris = 41.5 kΩ

UTILISATION / *APPLICATION / UTILIZACION*

Activation pré alarme/Starting pre alarm/ activacion pre alarma



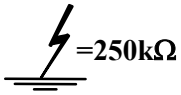

Activation Alarme défaut/Starting fault alarm/

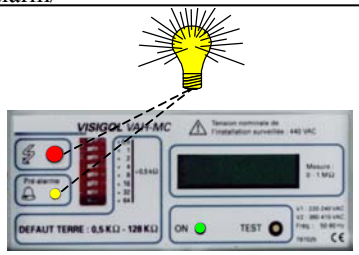

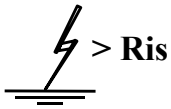

Recherche défaut/fault searching/busqueda de falta **:**

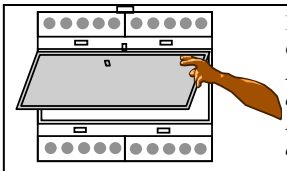

Recherche de défauts(*) manuelle(1) ou automatique(2)
Fault localisation(*) manual(1) or automatic(2)
Busca de falta(*) manual(1) o automatic(2)

(*)Simplifiée en utilisant notre système JOSOK 450(1) ou DLD(2)
(*)Simplified using our JOSOK 450(1) or DLD(2) system
(*)Simplificado usando nuestro sistema JOSOK 450(1) o DLD(2)

Disparition défaut/fault disapearance/desaparición de la falta **:**

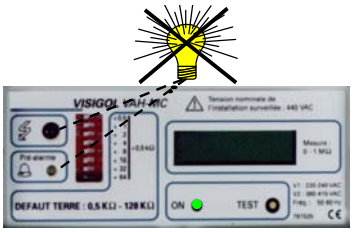

RACCORDEMENT / *WIRING / CABLEADO*

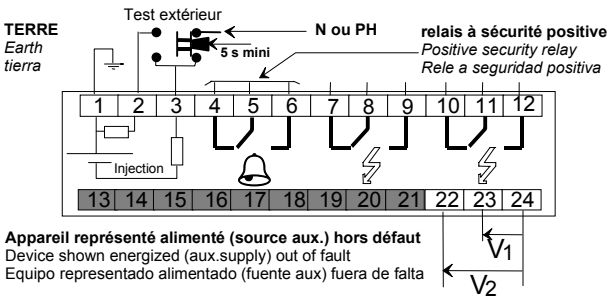

Appareil représenté alimenté (source aux.) hors défaut
Device shown energized (aux.supply) out of fault
Equipo representado alimentado (fuente aux) fuera de falta